

# SCOR Career Site Cookie Policy

This policy tells you what cookies are placed on your terminal when you visit SCOR's career website, what information is collected through such cookies or by third parties, and how that information is used. This policy relating to cookies and trackers also aims to inform you of your rights, in particular your right to object to the processing.

## 1. What is a cookie?

Cookies and trackers are small text files placed on your terminal (computer, smartphone, tablet etc.) by a website. When you visit certain pages of SCOR's career website, for a limited time, SCOR's provider collects and stores certain information related to your visit through cookies.

## 2. What are the cookies used by SCOR's career website?

### 2.1. Cookies issued by SCOR's host service provider.

SCOR uses cookies issued by its host service provider that are strictly necessary for the operation of the site (so-called "essential" cookies). They are used by the host service provider to manage the site and for security purposes. They also allow you to use the essential functions of the site and cannot therefore be deactivated.

These are the essential cookies SCOR uses through its Oracle career website:

Name of cookie	Purpose of processing	Description of the cookie	Period of validity
ak_bmsc	Security of Website	This cookie is used by Akamai to optimize site security by distinguishing between humans and bots. This cookie is set when customer is using Akamai as their CDN.	2 hours
bm_sv	Security of Website	This cookie is necessary for the Akamai cache function. A cache is used by the website to optimize the response time between the visitor and the website. The cache is usually stored on the visitor's browser. The users bandwidth results are stored within this cookie to help ensure the bandwidth test isn't repeated for the same user repeatedly for the Akamai cache functionality. This cookie is set when customer is using Akamai as their CDN.	2 hours

ORA_FND_SESSION_<PODNAME>_F	Load balancing	This is a session cookie set by Oracle Cloud or middleware for tracking web sessions and routing traffic to the right servers. This cookie is deleted at the end of the session.	Expires when the browsing session ends
ORA_FND_SESSION_<PODNAME>_GSI_F	Load balancing	This is a session cookie set by Oracle Cloud or middleware for tracking web sessions and routing traffic to the right servers. This cookie is deleted at the end of the session.	Expires when the browsing session ends
ORA_FUSION_PREFS	Session Localization	This is a session cookie set by Oracle Cloud or middleware for tracking web sessions and routing traffic to the right servers. This cookie is deleted at the end of the session.	Expires when the browsing session ends
JSESSIONID	Security of Website	This is a session cookie set by Oracle Cloud or middleware for tracking web sessions and routing traffic to the right servers. This cookie is deleted at the end of the session.	Expires when the browsing session ends

Non-essential cookies are also used for user tracking purposes. They control add-on features available to returning candidates, such as remember searches or favorite jobs settings across session. They are not set on your browser unless you expressly consent to it.

This table presents the list of non-essential cookies:

Name of cookie	Purpose of processing	Description of the cookie	Period of validity
<SITE_NUMBER>_cookieAccept	Allow to register the choice expressed by the user of the site concerning the use of cookies.	This cookie is used for user tracking purposes. It indicates whether the user accepted non-essential cookies.	7 days
ORA_CX_USERID - GUID	Allow user identification during navigation	This cookie is used for user tracking purposes, and is leveraged by Oracle's Infinity Behavioral Intelligence tool to provide benchmarks regarding the use of the career site. It holds the user ID and enables to track the user navigation within the site.	90 days

ORA_CANDIDATE_NUMBER	Allow user identification during navigation	This cookie is used for user tracking purposes, and is leveraged by Oracle's Infinity Behavioral Intelligence tool to provide benchmarks regarding the use of the career site. It holds the user ID and enables to track the progress of the user within the process.	90 days following the candidate profile creation
ORA_CX_DEVICEID	Allow to register the choice of the candidate to remained signed in on the website, regardless of the session.	This cookie is used for the Keep Me Signed In feature. It's used to recognize the device used by the candidate to allow automated verification of candidate when Keep Me Signed In option was selected in the past on the same device. This cookie isn't tied to the cookie consent.	6 months

### 3. How your consent is collected?

When you first visit SCOR's career website, you are informed about the use of cookies, and are offered the opportunity to accept or reject the use of non-essential cookies by the display of a dedicated banner. If you expressly accept, you consent to the use of those cookies on your terminal. If you expressly refuse, the website will not place those non-essential cookies on your terminal. As abovementioned, essential cookies will still remain for our site to function and to remember your cookie choice.

### 4. How is your right to object to cookies managed?

If you do not want cookies to be used on your terminal through SCOR's career website, an opt-out cookie will be placed on your equipment so that SCOR career website can record the information that you have objected to the use of cookies. If you delete this refusal cookie, it will no longer be possible to identify you as having refused the use of cookies.

### 5. Removal of cookies

You can deny the consent to the cookies used on SCOR's website by selecting parameters on your web browser.

These parameters allow you to:

- Systematically oppose all cookies
- Refuse on a 'per site' basis.
- Accept 'First party' cookies only.

Please note that de-activating some cookies will prohibit you from using functions of the website.


Your browser settings also allow you to remove cookies previously dropped:

The procedure for erasing cookies varies depending on the browser you use. Remember to erase cookies in all browsers if you use more than one browser. If you access our website again after deleting all the cookies, the cookie consent banner will be displayed again and you will once more be presented with the choice to either accept or reject the setting of other cookies than the essential ones needed for the use of our services.



You will find how to access the configuration menu of your browser below. The 'Help' menu of your browser may also provide additional information or guidance on the subject.

## Microsoft Edge:

### **Delete all cookies:**



1. Open Microsoft Edge and select **Settings and more** **⋮**  
> **Settings**  > **Privacy, search, and services**.
2. Under **"Clear browsing data"**, select **"Choose what to clear"**.
3. Under Time range, choose a time range.
4. Select **Cookies and other site data**, and then select **Clear now**.

### **Delete cookies form a specific site:**



1. Open Microsoft Edge and select **Settings and more** **⋮** > **Settings**   
> **Cookies and site permissions** > **Cookies and site data**.
2. Select **Manage and delete cookies and site data** > **See all cookies and site data**.
3. Search for the site's cookies you want to remove in the abovementioned list and click on the dustbin icon on the right  to remove them.

## Google Chrome

### **Delete all cookies**

1. On your computer, open Chrome .
2. At the top right, click **More** **⋮** > **Settings** .
3. Click **Privacy and security** > **Cookies and other site data**.
4. Click **See all site data and permissions** > **Remove all**.
5. To confirm, click **Clear all**.

### **Delete cookies form a specific site:**


6. On your computer, open Chrome .
7. At the top right, click **More** **⋮** > **Settings** .
8. Click **Privacy and security** > **Cookies and other site data**.
9. Click **See all site data and permissions**.

10. At the top right, search for the **website's name**.
11. Click on **Remove All** to remove all cookies from this site, or select the cookie you wish to delete and click on **X**.



To go further, you can also change your cookie settings to allow or blocked cookies saved by website by following the step detailed [on this page](#).

## Mozilla Firefox

### Delete cookies for a website you're currently visiting:

1. Click the padlock  at the left of the address bar.
2. Click on **Cookies** > Check the cookies stored on the website
3. Select the cookies and click on either "Block" or "Remove".
4. Click on Done once finished.

### Delete cookies form a specific site:

1. At the top right, click on the **menu button**  > **Settings** .
2. Click **Privacy and security** > **Cookies and site data**.
3. Click on **Manage data**.
4. In the **Search websites** field, type the name of the site whose cookies you want to remove. Items that match your search will be displayed.
  - To remove all cookies and [storage data](#) for the website, click **Remove All Shown**.
  - To remove selected items, select an entry and click **Remove Selected**.
5. Click **Save Changes**.
6. In the **Removing Cookies and Site Data** confirmation dialog that opens, click **OK**.

### Delete all cookies:

1. At the top right, click on the **menu button**  > **Settings** .
2. Click **Privacy and security** > **Cookies and site data**.
3. Click on **Clear data** > select "**Cookies and Site Data**" > click on "**Clear**".

## Safari (MacOS)

1. Open Safari.
2. Select "**Preferences**" from the dropdown Safari menu.
3. Click on "**Privacy**", then on "**Manage Website Data**". Select if needed the websites and check the cookies.
4. Click on "**Remove**" or "**Remove all**" from the dropdown menu.